


PRODUCT DATASHEETS



Highlights

ANSSI HIGH SECURITY QUALIFICATION

Same as to MLP2-CUBE product data sheet, please consult.

ONLINE ACCESS + OFFLINE UPDATER OSS

Provides both the online access control functions of the MLP2 and the UPDATER functions of DESFIRE badges for offline access control to the OSS switchboard during badging:


- Write OSS reader -> badge: validated date + access groups + offlines time slot + black list
- Read OSS badge -> reader: Alarms & Events written by the locks, uploaded to MICROSESAME via TILLYS CUBE. The reader then deletes them from the badge
- Reader LED driver to display write status

OSS is an offline access control standard supported by many mechatronic lock manufacturers.

Main features

- Identical to the MLP2-CUBE product data sheet, except for the following details
- 1 single MLP2 OSS CUBE with max. 2 readers per TILLYS CUBE bus of max. 300 m & dedicated
- List of readers & badge technologies validated on the front for online access management and off-line updating of OSS-standard badges
- OSS standard limits for off-line data per site and per badge/user: 255 access groups, 15 time slots (global) of 4 groups of days with 4 slots each, 200 events, blacklist of 100 prohibited persons
- Badge read/write time by TILLYS + MLP2 OSS + transparent reader from 1.5 sec (validity date only) to 7 seconds depending on data processed

MLP2 OSS CUBE ONLINE READER MODULE & OFFLINE RIGHTS UPDATER



SAM / HSM



High-level online security and offline updating

Combined with EVOLUTION CUBE readers, this specialized module has been designed to provide 2 access control functions:

- online access control, in real time, like the MLP2 CUBE module
- Updating of offline access rights (OSS standard) in the DESFIRE badges presented.

With this dual functionality, users no longer need to go to a dedicated terminal to update their offline rights.

Without even realizing it, when they badge on one of the site's main readers, connected to an MLP2-OSS-CUBE, the Offline rights embedded in their badge are automatically updated for a pre-set validity period (preferably a short one).

The MLP2-OSS-CUBE is therefore the ideal solution for buildings equipped with Offline OSS mechatronic locks, and for access points at site entrances or restricted passages.

To use this feature, badges must first be encoded with the OSS application, either on an OSS Offline Kiosk, or with MICROSESAME PRIME / HIGH-SECURE.

The MLP2-OSS-CUBE module, which complies with ANSSI security recommendations (CSPN certification), connects to one of the RS485 buses of a TILLYS CUBE PLC and manages 2 readers (2 accesses or 1 access with input/output readers).

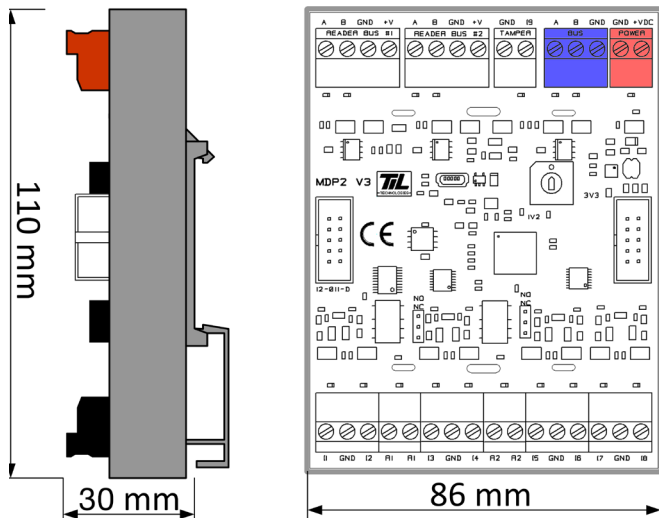
INTEGRATED BMS, INTRUSION AND ACCESS CONTROL SYSTEM

TERMINAL OFFLINE OSS	TILLYS CUBE CONTROLLER	SPECIALISED MODULES	ACCESS CONTROL READERS	STANDARD OSS OFFLINE
				

MLP2 OSS CUBE READER MODULE

Dimensions

Front and side views



Product references

DIN rail mount

- MLP2-OSS-CUBE : Access control specialised module, CUBE series, connection of 2 RS485 readers, 9 inputs, 2 relays, Din rail mount, RS485 bus trough TILLYS CUBE controller unit.

Case mount, add ref:

- COF22 : White case with a metal structure and a plastic front panel, for installation and protection of specialised modules



Technical details

Power supply	12 to 28 VDC
Consumption	30 mA
Reader Technologies	Only 1 protocol is available for each module, among those available in the TILLYS CUBE PLC allowing to manage these readers in RS485 to 300m : » Transparent EVOLUTION CUBE (ENTRY & PRIME : OSDP plain/secure, HIGHSECURE: SSCPv2 ANSSI qualified)
Badge technologies	» ISO14443-A: DESFIRE EV1/ EV2 native, EV3 emulated EV1. 4K minimum and 8K version recommended.
Offline OSS mechatronics manufacturers validated	» APERIO OSS d'ABLOY
Inputs	9 configurable inputs (digital, 4-state balanced), including 1 input for self-protection. Balanced inputs offer several possible sets of resistors per TILLYS CUBE
Outputs	2 bi-stable relay outputs with NO or NC switch, 2A maxi, 48V DC/AC maxi, 48 W maximum
Connectors	» Colored screw terminal strips for power supply (red), bus RS485 (blue) and inputs (black) » 2 HE10 cable connector for bus and power supply (2 A maxi)
Signaling	Leds for power supply, bus and input/output
Protection against errors and sabotage	» Short-circuit, overvoltage and reverse polarity protection » Resettable fuse on integrated reader power supplies
Dimension (Din rail)	110 x 86 x 30 mm
Dimension (COF22)	H 220 mm x L 188 mm x P 40 mm
Humidity	0 to 95% without condensation
Operating temperature	-10 to +55 C°
Weight	0,20 kg
Compliance	CE, RoHS
Environment	Very low power consumption, suitable for HQE/BBC buildings

Sales contact: sales@til-technologies.com
www.til-technologies.com